


AC Axial Fan

**MA**



$\phi 172 \times 150 \times 51$

( $\phi 6.8'' \times 6.0'' \times 2.0$ )

Max. airflow: 5.5 m<sup>3</sup>/min (50 Hz)  
6.5 m<sup>3</sup>/min (60 Hz)

Max. static pressure:  
152 Pa (50 Hz) 186 Pa (60 Hz)

Mass: 950 g

Fan model code

MA2B3

MA47B3

MA48B3

MA55B3

MA60B3

MA77B3

**Standard specification**

(\*1: Rated values appear on name plate)

Max. Airflow		Max. Static Pressure		Noise dB	Speed min <sup>-1</sup>	Rated Vol. V (±10%)	Freq. Hz	Input W *1	Current mA*1	Lock Current mA	Model Code							
m <sup>3</sup> /min	CFM	Pa	inH <sub>2</sub> O								Terminal Type	Standard*2						
5.5/ 6.5	194/ 229	152/ 186	0.61/ 0.75	50/ 55	2850/ 3400	100	50/ 60	32/28	400/310	620/600	MA55B3	UCP						
													115	29/28	270/250	470/460	MA2B3	UCP
													200	32/28	200/150	300/300	MA60B3	UCP
													220-240/ 208-230	33/30	150/130	250/240	MA77B3	UCP
													100-120	33/32	300/270	440/430	MA47B3	UCP
													200-240	33/32	150/140	240/240	MA48B3	UCP

● Figures in the table are average measured values. Please request the product delivery specification when preparing a purchase specification.

● \*2: The symbols in the standards column denote that they are registered in the following standards files, U: UL E48889, C: CSA LR49399

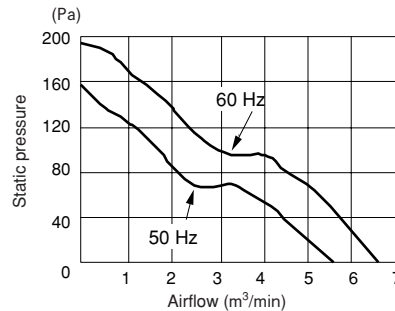
● \*2: Products conforming to the specifications of the Electrical Appliance and Material Safety Law (Japan) can be used in case the products are assembled in electric appliances used in Japan. (Products marked with the (PS)E mark)

**General specification**

Material used	Venturi: Aluminum alloy die casting Propeller: ABS and PBT synthetic resins Capacitor cover: Glass fiber reinforced polycarbonate resin Capacitor: MF capacitor Bearing: Double - sided shielded ball bearing
Motor	Capacitor phase advancing type induction motor Protection type: Thermal protection
Common Elec. Spec.	See page G-12.
Usage Range	Rated voltage ±10 %
Operating Temp. Range	-20 °C ~ +60 °C
Standard Carton	12 to a carton of (380 x 370 x 190) mm, mass 12.0 kg

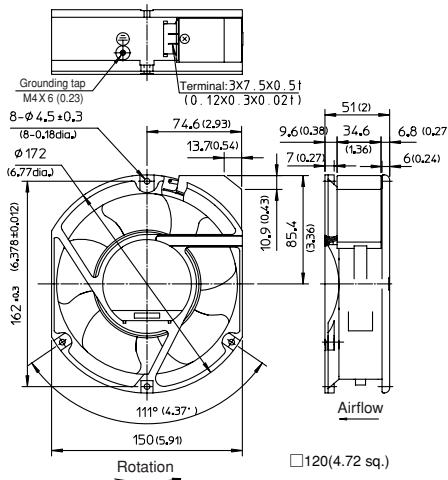
**Standard airflow and static pressure characteristics (At rated voltage)**

MA□B3

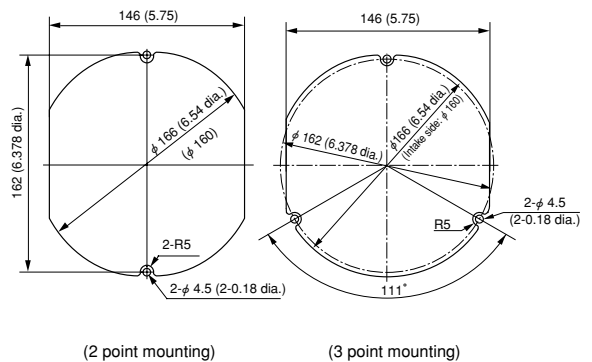


**External dimensions in mm (inches)**

● Terminal type



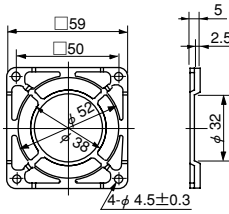
**Mounting hole dimensions in mm (inches)**  
[Recommendation]



Options (sold separately)

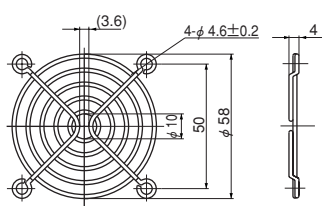
- Guard: GUARD 172
- Power code: T2P1 code, D2P1 code, UL2P1 code

**F60P Guard (Mass 4 g)**



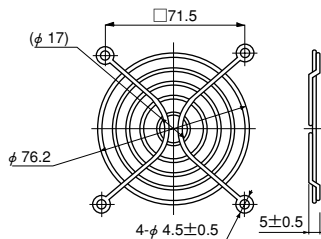
Material: Polycarbonate (black)  
UL94V-2

**F60UL Guard (Mass 12 g)**



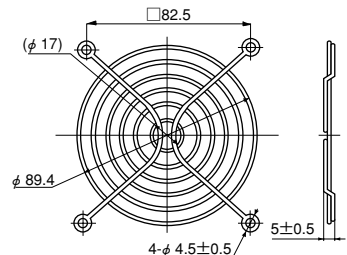
Material: Mild steel wire 1.6 dia.  
Surface treatment:  
Nickel chromium plating

**F80UL Guard (Mass 14 g)**



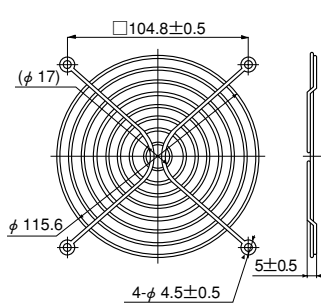
Material: Mild steel wire 1.6 dia.  
Surface treatment:  
Nickel chromium plating

**F92UL Guard (Mass 16 g)**



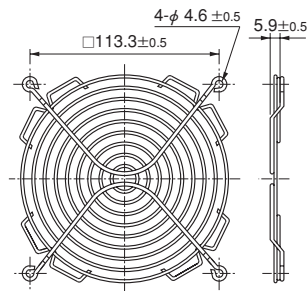
Material: Mild steel wire 1.6 dia.  
Surface treatment:  
Nickel chromium plating

**F120UL Guard (Mass 29 g)**



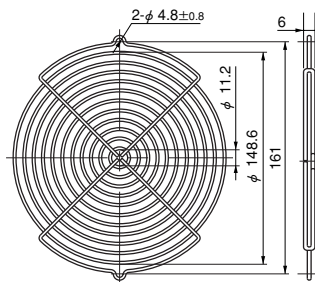
Material: Mild steel wire 1.6 dia.  
Surface treatment:  
Nickel chromium plating

**F127UL Guard**



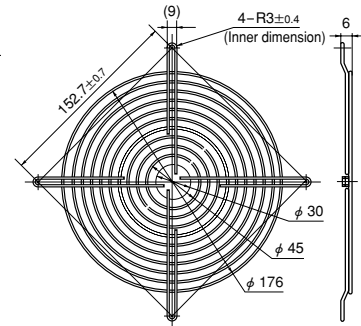
Material: Mild steel wire 1.6 dia.  
Surface treatment:  
Nickel chromium plating

**GUARD 172**



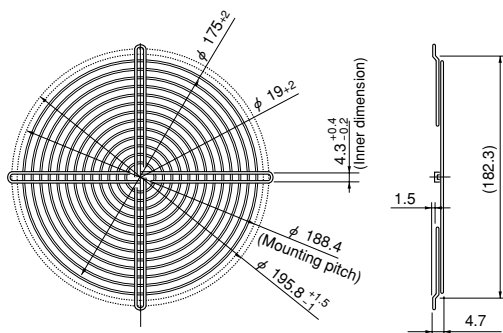
Material: Mild steel wire 2 dia.  
Surface treatment:  
Nickel chromium plating

**F180UL Guard**



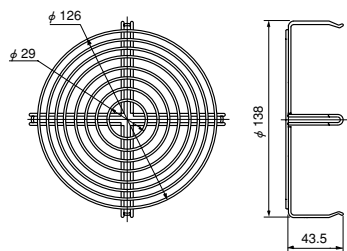
Material: Mild steel wire 1.6 dia.  
Surface treatment:  
Nickel chromium plating

**F200UL Guard (Mass 82 g)**



Material: Mild steel wire 1.6 dia.  
Surface treatment:  
Nickel chromium plating

**SCN Guard (Mass 55 g)**



Material: Mild steel wire 1.6 dia.  
Surface treatment:  
Nickel chromium plating

• Guard special for intake side of  
SCN (metal venturi) fans.

List of mating fan series

Guard	F60P	F60UL	F80UL	F92UL	F120UL	F127UL	GUARD 172	F180UL	F200UL	SCN
SCN					○*1					○*2
AC Axial Fans			○	○						
VE			○							
WE				○						
KA				○						
CU					○					
CN					○					
MA							○			
PA							○			
DC Axial Fans	○	○	○	○	○	○				
TUDC	○	○								
PUDC			○							
KUDC				○						
DO925C				○						
KLDC				○						
CUDC					○					
D1225C					○					
DC Axial Fans										
CNDC					○					
D1238T					○					
D1238B					○					
D1338B						○				
D1338S						○				
D1751M							○			
D1751S							○			
G0638D		○								
G0838C			○							
G0938B				○						
G1238B					○					
G1751M								○		

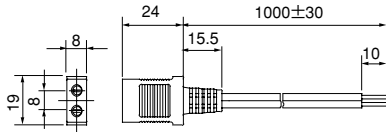
\*1: Can be installed only on outlet side. \*2: Can be installed only on intake side.  
All guards conform to the UL standard when combined with our company fans.  
The installation of a filter, guard and other accessories will constitute a ventilating load,  
reducing the airflow. Select a suitable guard, taking into consideration the increase in air  
resistance. (See Figs. 12 and 13 on page G-7.)

## Plug cords for AC fans

(Common specification: Rated 3 A, voltage 250 V, dielectric strength 1 minute at 1500 V 50 Hz)

### D2P1 cord (Mass 35 g)

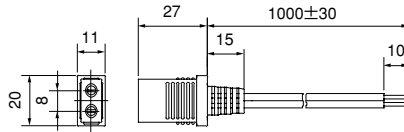
Certified under the Electrical Appliance and Material Safety Law (Japan) (<PS>E mark approved)  
Cord 0.18 dia. 30 conductors Black, heat resistant vinyl



\* D2P2 cord with 2m length also available.

### UL2P1 cord (Mass 41 g)

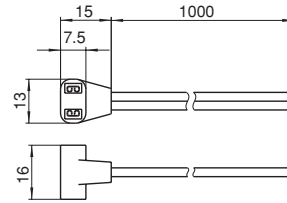
UL standard product (UL file No. E78112)  
Cord 0.16 dia. 41 conductors Black, heat resistant vinyl



\* UL2P2 cord with 2m length also available.

### T2P1 cord

For wiring inside equipment  
Cord 0.18 dia. 30 conductors Black, heat resistant vinyl

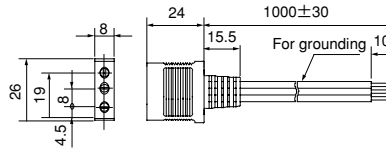


\* T2P2 cord with 2m length also available.

### D3P1 cord (Mass 59 g)

Certified under the Electrical Appliance and Material Safety Law (Japan) (<PS>E mark approved)  
Cord:

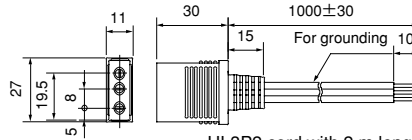
For power feeding 0.18 dia. 30 conductors Black, heat resistant vinyl  
For grounding 0.18 dia. 50 conductors Black, heat resistant vinyl



### UL3P1 cord (Mass 60 g)

UL standard product (UL file No. E78112)  
Cord:

For power feeding 0.16 dia. 41 conductors Black, heat resistant vinyl  
For grounding AWG18 green/yellow spiral, heat resistant vinyl



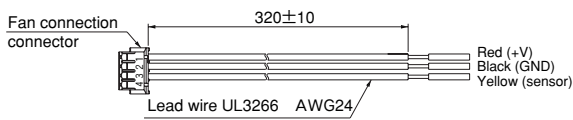
\* UL3P2 cord with 2 m length also available.

## List of mating fan series

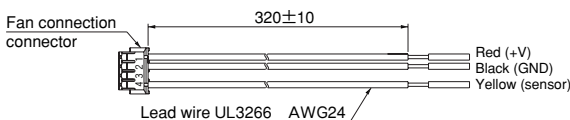
Cord	T2P1	T2P2	D2P1	D2P2	D3P1	UL2P1	UL2P2	UL3P1	PL3P2
WE	○	○	○	○		○	○		
KA	○	○	○	○		○	○		
CU	○	○	○	○		○	○		
CN (2 terminals)	○	○	○	○		○	○		
CN (3 terminals)					○			○	○
MA	○	○	○	○		○	○		
PA	○	○	○	○		○	○		

## Plug cords for DC fans

### DCLD030ST-ZZ01 (S sensor output cord)



### ~~DCLD030PT-ZZ01~~ (P sensor output cord)



\* Lead wire ends are sheathed to protect conductors. (Sheath peeling dimension 10±5)

Component (Model Code)	Mating Model Code
DCLD030ST-ZZ01	E1033H□□B□AM-04
<del>DCLD030PT-ZZ01</del>	