


KH60

1.8°/step

□ 60mm



SINGLE SHAFT

MODEL

KH6054-B9010□
KH6054-B9020□
KH6065-B9010□
KH6065-B9020□

FEATURES

- High Torque (Up at Peak time 10 to 20% higher than our previous products)

SPECIFICATIONS

STEP ANGLE ° /step	VOLTAGE V	CURRENT A/PHASE	WINDING RESISTANCE Ω/PHASE	INDUCTANCE mH/PHASE	HOLDING TORQUE N · m	ROTOR INERTIA g · cm ²	MODEL
1.8	3.00	3.0	1	1.4	(1.45)	520	KH6054-B9010□
1.8	4.60	2.0	2.3	3.4	(1.45)	520	KH6054-B9020□
1.8	3.30	3.0	1.1	1.5	(1.75)	680	KH6065-B9010□
1.8	5.60	2.0	2.8	3.7	(1.75)	680	KH6065-B9020□

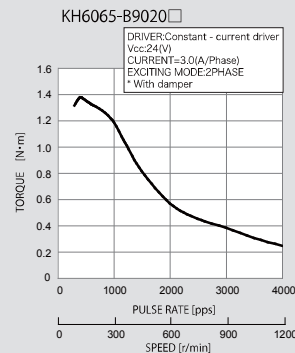
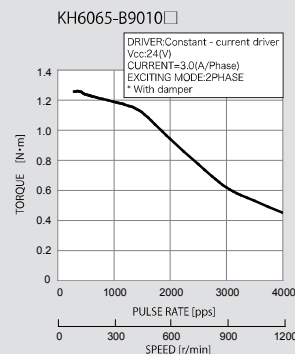
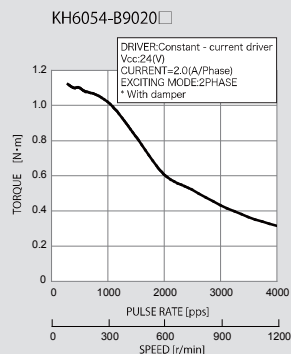
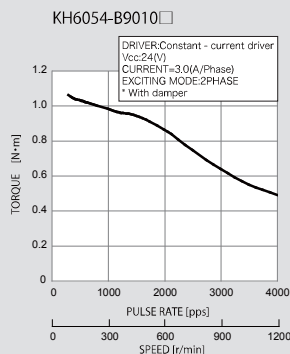
Note : KH60 is ready to two mounting dimensions.

□ End of model name	Mounting hole pitch	Mounting inlay diameter
1	47.14	φ38.1
2	50	φ36

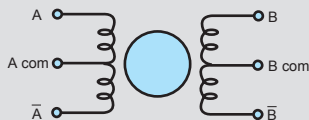
GENERAL SPECIFICATIONS

INSULATION RESISTANCE	500V DC 100MΩ min. (at normal temp.& humidity,between lead and case)
DIELECTRIC STRENGTH	500V AC 50Hz 1min. (at normal temp.& humidity,between lead and case)
AMBIENT TEMP. AND HUMIDITY	-10°C~+50°C, 5%~95%RH (noncondensing)
STORAGE TEMP. AND HUMIDITY	-20°C~+70°C, 5%~95%RH (noncondensing)
TEMPERATURE. RISE	70K max (By resistance method)
POSITION ACCURACY	±10%

SPEED-TORQUE CHARACTERISTICS



CONNECTION DIAGRAMS



PHASE	A	A com	Ā	B	B com	B̄
COLOR OF LEAD	BLACK	RED	BROWN	YELLOW	BLUE	ORANGE

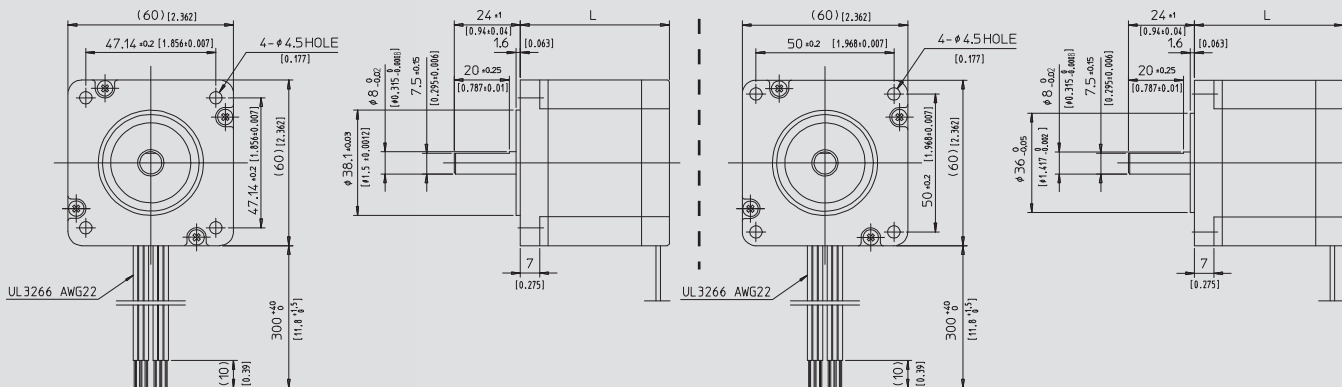
CW viewed from rotor shaft when using the following sequence diagram.

EXCITATION SEQUENCE

PHASE	1	2	3	4
A	-			-
B	-	-		
Ā		-	-	
B̄			-	-
A com	+	+	+	+
B com	+	+	+	+

DIMENSIONS

Unit = mm [inch]



□ End of model name 1

MODEL	L mm[inch]	mass kg[oz]
KH6054	54(2.126)	0.83(29.3)
KH6065	65(2.559)	1.02(36.0)

□ End of model name 2