

DMN37 Series

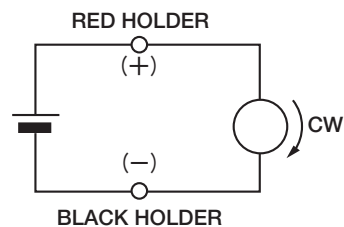


Specification

TYPE	RATED					NO LOAD		STALL		WEIGHT		
	OUT PUT	VOLTAGE	TORQUE		CURRENT	SPEED	CURRENT	SPEED	TORQUE			
	W	V	mN·m	oz·in	A	r/min	A	r/min	mN·m	oz·in	g	lb
DMN37SA	4.6	12	9.8	1.39	0.78	4500	0.26	5500	54	7.64	130	0.29
DMN37SB	4.6	24	9.8	1.39	0.37	4500	0.12	5500	54	7.64	130	0.29
DMN37BA	7.2	12	14.7	2.09	1.01	4700	0.25	5500	98	13.89	180	0.40
DMN37BB	7.2	24	14.7	2.09	0.53	4700	0.13	5500	98	13.89	180	0.40
DMN37KA	9.2	12	24.5	3.48	1.20	3600	0.27	4300	160	23.61	210	0.46
DMN37KB	9.2	24	24.5	3.48	0.60	3600	0.14	4300	160	23.61	210	0.46
DMN37JB	14.7	24	39.2	5.56	0.94	3600	0.16	4300	240	24.72	240	0.53

*Intermittent ratings are given for DMN37JB. (DUTY50%)

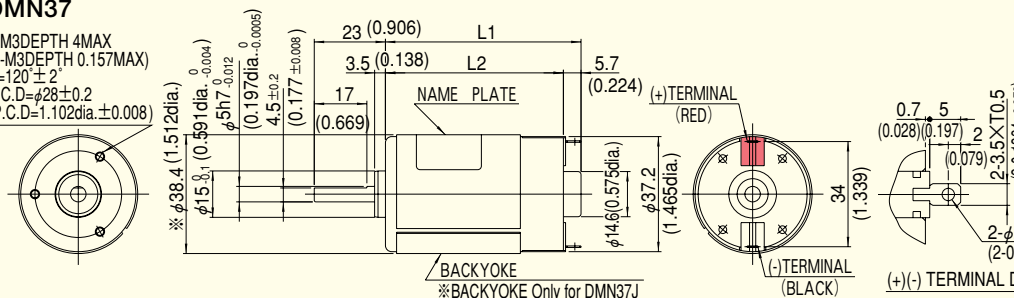
Connection



Outline

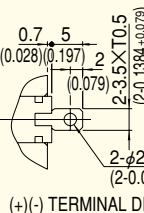
DMN37

3-M3DEPTH 4MAX
(3-M3DEPTH 0.157MAX)
P=120±2
P.C.D=φ28±0.2
(P.C.D=1.102dia.±0.008)



■ DIMENSIONS Unit mm(inch)

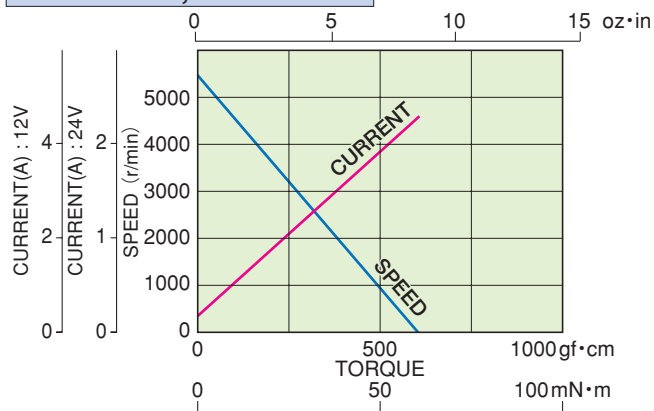
MODEL	L1		L2	
	mm	inch	mm	inch
DMN37S	45.2	1.780	39.5	1.555
DMN37B	53.2	2.094	47.5	1.870
DMN37K	58.2	2.291	52.5	2.067
DMN37J	63.2	2.488	57.5	2.264



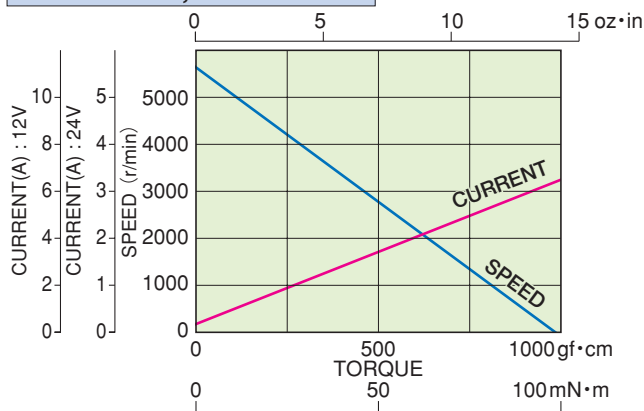
(+)(-) TERMINAL DETAILED DRAWING

CURRENT, SPEED-TORQUE CURVE

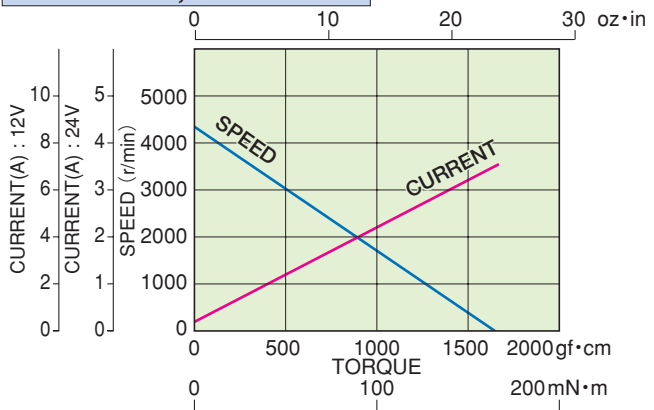
DMN37SA, DMN37SB



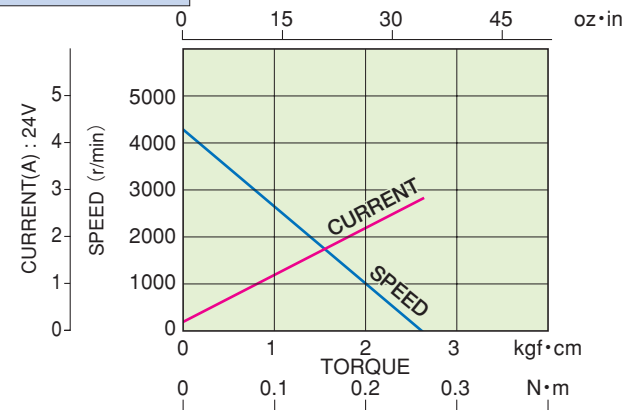
DMN37BA, DMN37BB



DMN37KA, DMN37KB



DMN37JB



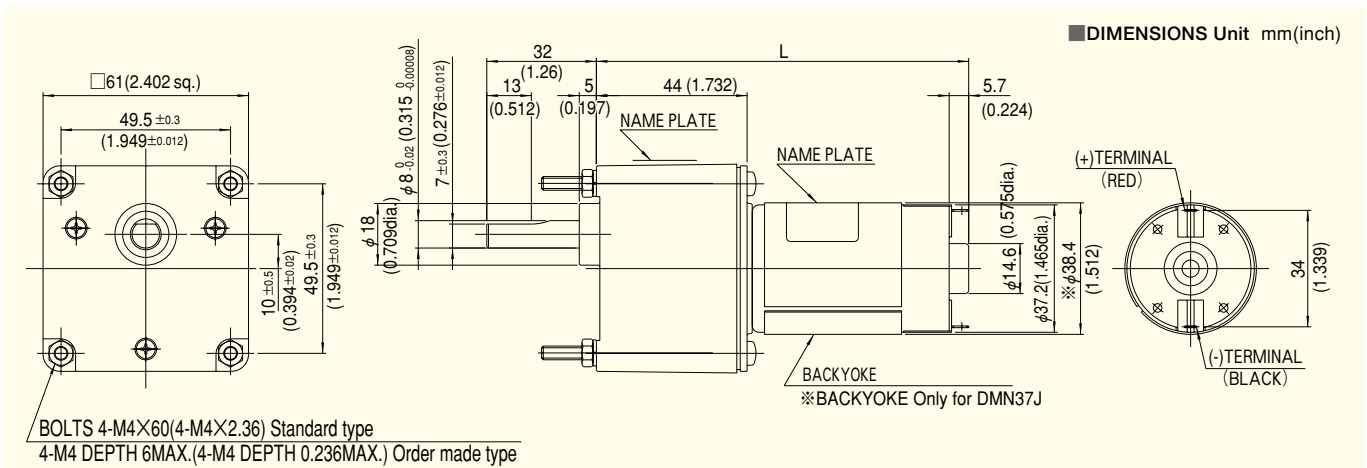


Specification

6DG□F	DMN37B6HFP◇			DMN37K6HFP◇			DMN37J6HFPB		
	RATED TORQUE		SPEED	RATED TORQUE		SPEED	RATED TORQUE		SPEED
GEAR RATIO	N·m	oz·in	r/min	N·m	oz·in	r/min	N·m	oz·in	r/min
3	0.035	5.01	1560	0.059	8.35	1200	0.095	13.5	1200
3.6	0.042	5.98	1300	0.072	10.2	1000	0.11	15.3	1000
5	0.059	8.35	940	0.098	13.9	720	0.16	22.3	720
6	0.072	10.2	783	0.12	17.0	600	0.19	26.4	600
7.5	0.089	12.7	626	0.15	21.2	480	0.24	33.4	480
9	0.11	15.3	522	0.18	25.5	400	0.28	40.3	400
※ 12.5	0.13	18.1	376	0.22	31.2	288	0.35	50.1	288
※ 15	0.16	22.3	313	0.26	36.8	240	0.42	59.8	240
※ 18	0.19	26.4	261	0.32	45.3	200	0.51	72.3	200
※ 25	0.26	37.6	188	0.44	62.3	144	0.72	102	144
※ 30	0.32	45.9	156	0.53	75.1	120	0.85	121	120
※ 36	0.38	54.3	130	0.64	90.1	100	0.98	139	100
50	0.48	68.2	94.0	0.80	113	72.0	1.3	181	72.0
60	0.58	82.1	78.3	0.96	136	60.0	1.5	209	60.0
75	0.73	103	62.6	1.2	170	48.0	1.9	264	48.0
90	0.86	122	52.2	1.4	198	40.0	2.3	320	40.0
100	0.96	136	47.0	1.6	227	36.0	2.5	348	36.3
120	1.2	163	39.1	1.9	272	30.0	2.5	348	31.2
150	1.4	199	31.3	2.4	340	24.0	2.5	348	25.7
180	1.7	235	26.1	2.5	348	20.6	2.5	348	21.8

- ※ Enter the required reduction ratio in the □.
- ※ Rotation of gearbox shaft is in reverse of rotation of motor.
- ※ Enter the required voltage A or B in the ◇.

Outline



NOTE:

6DGF gearbox are available with either 4.5mm diameter mounting holes or M4 x 6mm tapped holes.

- Gearboxes with 4.5mm diameter mounting holes are available from stock.
When ordering, please write the motor model and gearbox model numbers separately, as in the following example: DMN37B6HFP◇ (Pinion shaft motor) 6DG□F (Gearbox)
- Gearboxes with M4 x 6mm tapped mounting holes are available on request.
When ordering, please write the combine motor and gearbox model, as in the following example : DMN37B6H□F◇
- Enter the required reduction ratio in the □.
- Enter the required voltage A or B in the ◇.

MODEL	L		WEIGHT	
	mm	inch	g	lb
DMN37B6HFP◇+6DG□F	98.7	3.880	580	1.3
DMN37K6HFP◇+6DG□F	103.7	4.083	610	1.3
DMN37J6HFPB+6DG□F	108.7	4.280	640	1.4